

SIZES AND FITS

SIZES (INCHES)

MEN	XXS	XS	S	M	L	XL	XXL	3XL	4XL
Chest	34	36	38	40	42	44	46	48	50
Waist	28	30	32	34	36	38	40	42	44
Hips	34	36	38	40	42	44	46	48	50

WOMEN	XXS	XS	S	M	L	XL	XXL	3XL	4XL
Chest	28	30	32	34	36	38	40	42	44
Waist	24	25	26	27	29	31	33	35	37
Hips	31	33	35	37	39	41	43	45	47


KIDS / TEENS	2-4		6-8		10-12		14-16		18-20	
	JRXS	JRS	JRM	JRL	JRXL					
Chest	21 1/2	26 1/2	28 1/2	31	33 1/2					
Waist	19 1/2	22 1/2	24 1/2	26 1/2	28 1/2					
Hips	22 1/2	28	31	34	37					

EUROFIT

	1	2	3	4	5	6	7	8	9
MEN	XXXS	XXS	XS	S	M	L	XL	XXL	3XL
Chest	-	-	36	38	40	42	44	46	48
Waist	-	-	30	32	34	36	38	40	42
Hips	-	-	36	38	40	42	44	46	48
WOMEN	XS	S	M	L	XL	XXL			
Chest	30	32	34	36	38	40	-	-	-
Waist	25	26	27	29	31	33	-	-	-
Hips	33	35	37	39	41	43	-	-	-

GLOVES (INCHES)

MEN	XS	S	M	L	XL
Hands circumference	6-7	7-8	8-9	9-10	10-11




SHOE COVERS












Booties size	Shoe sizes
XS	36 - 37 - 38
S	39 - 40 - 40.5 - 41
M	41.5 - 42 - 42.5 - 43
L	43.5 - 44 - 44.5 - 45
XL	45.5 - 46 - 47 - 48 - 49 - 50

SOCKS

Sock size	Shoe size		
	MEN	WOMEN	EURO
LG>			
S	5-7	6-8	36-38
M	7-9	8-10	38-41
L	9-11	10-12	41-44
XL	11-13	12-14	44-48
SM	5-9	6-10	36-41
LXL	9-13	10-14	41-48



SPF

	50	CARBON ION
	50	SHARK
	50	MICRO-AIRDRY
	50	DELFINO
	50	SPEED TECH
	50	LYCRA POWER
	25	MICRO-SQUARE
	20	AIRLITE
	20	MESH AIRDRY
	20	POWER MESH
	15	DIAMOND-SQUARE



EUROFIT

- 3/4" shorter on the body than Pro Fit
- 1 3/8" shorter on the sleeve



PRO FIT

- Anatomic fit



PRO FIT

- Anatomic fit



SEMI-RELAX

- 2 sizes larger than Pro Fit
- 1/4" longer
- Sleeve 2" longer



RELAX FIT

- 4 sizes larger than Pro Fit
- 1/2" longer
- Sleeve 2" longer
- Straight cut



COMPRESSIVE FIT

- Styles made of Lycra Power that meet Invista's quality standards
- Styles need to fit tightly to the body to feel the maximum muscle support
- Athletes improve their endurance and power by 12% when wearing Lycra Power styles



NEXT TO SKIN FIT

- 3 sizes smaller than Pro Fit
- 2" shorter

One size larger than previous Year ... yet still not like normal clothes sizing.

If you never bought Bike Jerseys before ... ask around.